

# Alex Psomas: Lecture 17.

## Random Variables: Expectation, Variance

1. Random Variables, Expectation: Brief Review
2. Independent Random Variables.
3. Variance

# Random Variables: Definitions

## Definition

A **random variable**,  $X$ , for a random experiment with sample space  $\Omega$  is a variable that takes as value one of the random samples.

NO!

# Random Variables: Definitions

## Definition

A **random variable**,  $X$ , for a random experiment with sample space  $\Omega$  is a **function**  $X : \Omega \rightarrow \mathfrak{R}$ .

Thus,  $X(\cdot)$  assigns a real number  $X(\omega)$  to each  $\omega \in \Omega$ .

## Definitions

(a) For  $a \in \mathfrak{R}$ , one defines the **event**

$$X^{-1}(a) := \{\omega \in \Omega \mid X(\omega) = a\}.$$

(b) For  $A \subset \mathfrak{R}$ , one defines the **event**

$$X^{-1}(A) := \{\omega \in \Omega \mid X(\omega) \in A\}.$$

(c) The probability that  $X = a$  is defined as

$$Pr[X = a] = Pr[X^{-1}(a)].$$

(d) The probability that  $X \in A$  is defined as

$$Pr[X \in A] = Pr[X^{-1}(A)].$$

(e) The **distribution** of a random variable  $X$ , is

$$\{(a, Pr[X = a]) : a \in \mathcal{A}\},$$

where  $\mathcal{A}$  is the *range* of  $X$ . That is,  $\mathcal{A} = \{X(\omega), \omega \in \Omega\}$ .

## An Example

Flip a fair coin three times.

$$\Omega = \{HHH, HHT, HTH, THH, HTT, THT, TTH, TTT\}.$$

$$X = \text{number of } H\text{'s: } \{3, 2, 2, 2, 1, 1, 1, 0\}.$$

- ▶ Range of  $X$ ?  $\{0, 1, 2, 3\}$ . All the values  $X$  can take.
- ▶  $X^{-1}(2)$ ?  $X^{-1}(2) = \{HHT, HTH, THH\}$ . All the **outcomes**  $\omega$  such that  $X(\omega) = 2$ .
- ▶ Is  $X^{-1}(1)$  an event? **YES**. It's a subset of the outcomes.
- ▶  $Pr[X]$ ? This doesn't make any sense bro....
- ▶  $Pr[X = 2]$ ?

$$Pr[X = 2] = Pr[X^{-1}(2)] = Pr[\{HHT, HTH, THH\}]$$

$$= Pr[\{HHT\}] + Pr[\{HTH\}] + Pr[\{THH\}] = \frac{3}{8}$$

# Random Variables: Definitions

Let  $X, Y, Z$  be random variables on  $\Omega$  and  $g : \Re^3 \rightarrow \Re$  a function. Then  $g(X, Y, Z)$  is the random variable that assigns the value  $g(X(\omega), Y(\omega), Z(\omega))$  to  $\omega$ .

Thus, if  $V = g(X, Y, Z)$ , then  $V(\omega) := g(X(\omega), Y(\omega), Z(\omega))$ .

Examples:

- ▶  $X^k$
- ▶  $(X - a)^2$
- ▶  $a + bX + cX^2 + (Y - Z)^2$
- ▶  $(X - Y)^2$
- ▶  $X \cos(2\pi Y + Z)$ .

# Expectation - Definition

**Definition:** The **expected value** (or mean, or expectation) of a random variable  $X$  is

$$E[X] = \sum_a a \times Pr[X = a].$$

**Theorem:**

$$E[X] = \sum_{\omega} X(\omega) \times Pr[\omega].$$

## An Example

Flip a fair coin three times.

$\Omega = \{HHH, HHT, HTH, THH, HTT, THT, TTH, TTT\}$ .  $X =$  number of  $H$ 's:  $\{3, 2, 2, 2, 1, 1, 1, 0\}$ . Thus,

$$\sum_{\omega} X(\omega)Pr[\omega] = 3\frac{1}{8} + 2\frac{1}{8} + 2\frac{1}{8} + 2\frac{1}{8} + 1\frac{1}{8} + 1\frac{1}{8} + 1\frac{1}{8} + 0\frac{1}{8}.$$

Also,

$$\sum_a a \times Pr[X = a] = 3\frac{1}{8} + 2\frac{3}{8} + 1\frac{3}{8} + 0\frac{1}{8}.$$

## Win or Lose.

Expected winnings for heads/tails games, with 3 flips?

Recall the definition of the random variable  $X$ :

$\{HHH, HHT, HTH, HTT, THH, THT, TTH, TTT\} \rightarrow \{3, 1, 1, -1, 1, -1, -1, -3\}$ .

$$E[X] = 3\frac{1}{8} + 1\frac{3}{8} - 1\frac{3}{8} - 3\frac{1}{8} = 0.$$

Can you ever win 0?

Apparently: Expected value is not a common value. It doesn't have to be in the range of  $X$ .

The expected value of  $X$  is not the value that you expect!

It is the average value per experiment, if you perform the experiment many times. Let  $X_1$  be your winnings the first time you play the game,  $X_2$  are your winnings the second time you play the game, and so on. (Notice that  $X_i$ 's have the same distribution!) When  $n \gg 1$  :

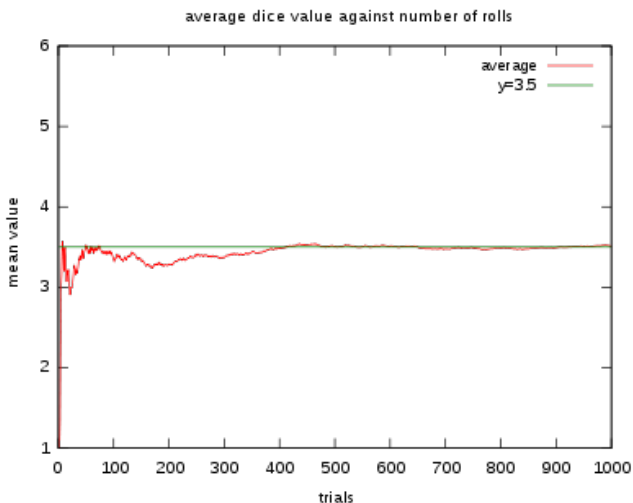
$$\frac{X_1 + \cdots + X_n}{n} \rightarrow 0$$

The fact that this average converges to  $E[X]$  is a theorem: the [Law of Large Numbers](#). (See later.)



# Law of Large Numbers

## An Illustration: Rolling Dice



# Indicators

## Definition

Let  $A$  be an event. The random variable  $X$  defined by

$$X(\omega) = \begin{cases} 1, & \text{if } \omega \in A \\ 0, & \text{if } \omega \notin A \end{cases}$$

is called the **indicator** of the event  $A$ .

Note that  $Pr[X = 1] = Pr[A]$  and  $Pr[X = 0] = 1 - Pr[A]$ .

Hence,

$$E[X] = 1 \times Pr[X = 1] + 0 \times Pr[X = 0] = Pr[A].$$

This random variable  $X(\omega)$  is sometimes written as

$$1\{\omega \in A\} \text{ or } 1_A(\omega).$$

Thus, we will write  $X = 1_A$ .

# Linearity of Expectation

**Theorem:** Expectation is linear

$$E[a_1 X_1 + \cdots + a_n X_n] = a_1 E[X_1] + \cdots + a_n E[X_n].$$

**Proof:**

$$\begin{aligned} E[a_1 X_1 + \cdots + a_n X_n] &= \sum_{\omega} (a_1 X_1 + \cdots + a_n X_n)(\omega) Pr[\omega] \\ &= \sum_{\omega} (a_1 X_1(\omega) + \cdots + a_n X_n(\omega)) Pr[\omega] \\ &= a_1 \sum_{\omega} X_1(\omega) Pr[\omega] + \cdots + a_n \sum_{\omega} X_n(\omega) Pr[\omega] \\ &= a_1 E[X_1] + \cdots + a_n E[X_n]. \end{aligned}$$



Note: If we had defined  $Y = a_1 X_1 + \cdots + a_n X_n$  and had tried to compute  $E[Y] = \sum_y y Pr[Y = y]$ , we would have been in trouble!

## Using Linearity - 1: Dots on dice

Roll a die  $n$  times.

$X_m$  = number of dots on roll  $m$ .

$X = X_1 + \cdots + X_n$  = total number of dots in  $n$  rolls.

$$\begin{aligned} E[X] &= E[X_1 + \cdots + X_n] \\ &= E[X_1] + \cdots + E[X_n], \text{ by linearity} \\ &= nE[X_1], \text{ because the } X_m \text{ have the same distribution} \end{aligned}$$

Now,

$$E[X_1] = 1 \times \frac{1}{6} + \cdots + 6 \times \frac{1}{6} = \frac{6 \times 7}{2} \times \frac{1}{6} = \frac{7}{2}.$$

Hence,

$$E[X] = \frac{7n}{2}.$$

Note: Computing  $\sum_x xPr[X = x]$  directly is not easy!

## Using Linearity - 2: Expected number of times a word appears.

Alex is typing a document randomly: Each letter has a probability of  $\frac{1}{26}$  of being typed. The document will be 100,000,000 letters long. What is the expected number of times that the word "pizza" will appear?

Let  $X$  be a random variable that counts the number of times the word "pizza" appears. We want  $E(X)$ .

$$E(X) = \sum_{\omega} X(\omega) Pr[\omega].$$

Better approach: Let  $X_i$  be the indicator variable that takes value 1 if "pizza" starts on the  $i$ -th letter, and 0 otherwise.  $i$  takes from 1 to  $100,000 - 4 = 999,999,996$ .

hpizzafgnpizzadjgbidgne....

$X_2 = 1, X_{10} = 1, \dots$

Using Linearity - 2: Expected number of times a word appears.

$$E(X_i) = \left(\frac{1}{26}\right)^5$$

Therefore,

$$E(X) = E\left(\sum_i X_i\right) = \sum_i E(X_i) = 999,999,996 \left(\frac{1}{26}\right)^5 \approx 84$$

## Using Linearity - 3: The birthday paradox

Let  $X$  be the random variable indicating the number of pairs of people, in a group of  $k$  people, sharing the same birthday. What's  $E(X)$ ?

Let  $X_{i,j}$  be the indicator random variable for the event that two people  $i$  and  $j$  have the same birthday.  $X = \sum_{i,j} X_{i,j}$ .

$$\begin{aligned} E[X] &= E\left[\sum_{i,j} X_{i,j}\right] \\ &= \sum_{i,j} E[X_{i,j}] \\ &= \sum_{i,j} \Pr[X_{i,j}] \\ &= \sum_{i,j} \frac{1}{365} = \binom{k}{2} \frac{1}{365} = \frac{k(k-1)}{2} \frac{1}{365} \end{aligned}$$

For a group of 28 it's about 1. For 100 it's 13.5. For 280 it's 107.

## Calculating $E[g(X)]$

Let  $Y = g(X)$ . Assume that we know the distribution of  $X$ .

We want to calculate  $E[Y]$ .

**Method 1:** We calculate the distribution of  $Y$ :

$$Pr[Y = y] = Pr[X \in g^{-1}(y)] \text{ where } g^{-1}(x) = \{x \in \mathfrak{X} : g(x) = y\}.$$

This is typically rather tedious!

**Method 2:** We use the following result.

**Theorem:**

$$E[g(X)] = \sum_{x \in \mathcal{X}(X)} g(x) Pr[X = x].$$

**Proof:**

$$\begin{aligned} E[g(X)] &= \sum_{\omega} g(X(\omega)) Pr[\omega] = \sum_x \sum_{\omega \in X^{-1}(x)} g(X(\omega)) Pr[\omega] \\ &= \sum_x \sum_{\omega \in X^{-1}(x)} g(x) Pr[\omega] = \sum_x g(x) \sum_{\omega \in X^{-1}(x)} Pr[\omega] \\ &= \sum_x g(x) Pr[X = x]. \end{aligned}$$





## An Example

Let  $X$  be uniform in  $\{-2, -1, 0, 1, 2, 3\}$ .

Let also  $g(X) = X^2$ . Then (method 2)

$$\begin{aligned} E[g(X)] &= \sum_{x=-2}^3 x^2 \frac{1}{6} \\ &= \{4 + 1 + 0 + 1 + 4 + 9\} \frac{1}{6} = \frac{19}{6}. \end{aligned}$$

Method 1 - We find the distribution of  $Y = X^2$ :

$$Y = \begin{cases} 4, & \text{w.p. } \frac{2}{6} \\ 1, & \text{w.p. } \frac{2}{6} \\ 0, & \text{w.p. } \frac{1}{6} \\ 9, & \text{w.p. } \frac{1}{6}. \end{cases}$$

Thus,

$$E[Y] = 4 \frac{2}{6} + 1 \frac{2}{6} + 0 \frac{1}{6} + 9 \frac{1}{6} = \frac{19}{6}.$$

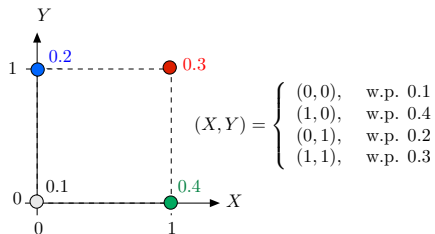
## Calculating $E[g(X, Y, Z)]$

We have seen that  $E[g(X)] = \sum_x g(x)Pr[X = x]$ .

Using a similar derivation, one can show that

$$E[g(X, Y, Z)] = \sum_{x,y,z} g(x, y, z)Pr[X = x, Y = y, Z = z].$$

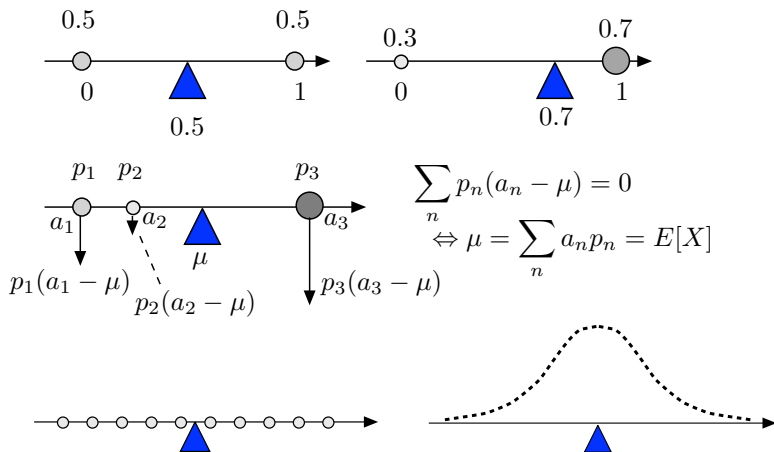
**An Example.** Let  $X, Y$  be as shown below:



$$\begin{aligned} E[\cos(2\pi X + \pi Y)] &= 0.1 \cos(0) + 0.4 \cos(2\pi) + 0.2 \cos(\pi) + 0.3 \cos(3\pi) \\ &= 0.1 \times 1 + 0.4 \times 1 + 0.2 \times (-1) + 0.3 \times (-1) = 0. \end{aligned}$$

# Center of Mass

The expected value has a *center of mass* interpretation:



# Best Guess: Least Squares

If you only know the distribution of  $X$ , it seems that  $E[X]$  is a 'good guess' for  $X$ .

The following result makes that idea precise.

## **Theorem**

The value of  $a$  that minimizes  $E[(X - a)^2]$  is  $a = E[X]$ .

Unfortunately, we won't talk about this in this class...

# Independent Random Variables.

## **Definition:** Independence

The random variables  $X$  and  $Y$  are **independent** if and only if

$$Pr[Y = b|X = a] = Pr[Y = b], \text{ for all } a \text{ and } b.$$

## **Fact:**

$X, Y$  are independent if and only if

$$Pr[X = a, Y = b] = Pr[X = a]Pr[Y = b], \text{ for all } a \text{ and } b.$$

Obvious.

# Independence: Examples

## Example 1

Roll two die.  $X$  = number of dots on the first one,  $Y$  = number of dots on the other one.  $X, Y$  are independent.

Indeed:  $Pr[X = a, Y = b] = \frac{1}{36}, Pr[X = a] = Pr[Y = b] = \frac{1}{6}$ .

## Example 2

Roll two die.  $X$  = total number of dots,  $Y$  = number of dots on die 1 minus number on die 2.  $X$  and  $Y$  are not independent.

Indeed:  $Pr[X = 12, Y = 1] = 0 \neq Pr[X = 12]Pr[Y = 1] > 0$ .

# Functions of Independent random Variables

**Theorem** Functions of independent RVs are independent  
Let  $X, Y$  be independent RV. Then

$f(X)$  and  $g(Y)$  are independent, for all  $f(\cdot), g(\cdot)$ .

# Mean of product of independent RV

## Theorem

Let  $X, Y$  be independent RVs. Then

$$E[XY] = E[X]E[Y].$$

## Proof:

Recall that  $E[g(X, Y)] = \sum_{x,y} g(x, y)Pr[X = x, Y = y]$ . Hence,

$$\begin{aligned}E[XY] &= \sum_{x,y} xyPr[X = x, Y = y] = \sum_{x,y} xyPr[X = x]Pr[Y = y], \text{ by ind.} \\&= \sum_x \left[ \sum_y xyPr[X = x]Pr[Y = y] \right] = \sum_x \left[ xPr[X = x] \left( \sum_y yPr[Y = y] \right) \right] \\&= \sum_x \left[ xPr[X = x]E[Y] \right] = E[X]E[Y].\end{aligned}$$





## Examples

(1) Assume that  $X, Y, Z$  are (pairwise) independent, with  $E[X] = E[Y] = E[Z] = 0$  and  $E[X^2] = E[Y^2] = E[Z^2] = 1$ .

Wait. Isn't  $X$  independent with itself? No. If I tell you the value of  $X$ , then you know the value of  $X$ .

Then

$$\begin{aligned} E[(X + 2Y + 3Z)^2] &= E[X^2 + 4Y^2 + 9Z^2 + 4XY + 12YZ + 6XZ] \\ &= 1 + 4 + 9 + 4 \times 0 + 12 \times 0 + 6 \times 0 \\ &= 14. \end{aligned}$$

(2) Let  $X, Y$  be independent and take values from  $\{1, 2, \dots, n\}$  uniformly at random. Then

$$\begin{aligned} E[(X - Y)^2] &= E[X^2 + Y^2 - 2XY] = 2E[X^2] - 2E[X]^2 \\ &= \frac{1 + 3n + 2n^2}{3} - \frac{(n+1)^2}{2}. \end{aligned}$$

# Mutually Independent Random Variables

## Definition

$X, Y, Z$  are mutually independent if

$$Pr[X = x, Y = y, Z = z] = Pr[X = x]Pr[Y = y]Pr[Z = z], \text{ for all } x, y, z.$$

## Theorem

The events  $A, B, C, \dots$  are pairwise (resp. mutually) independent iff the random variables  $1_A, 1_B, 1_C, \dots$  are pairwise (resp. mutually) independent.

**Proof:**

$$Pr[1_A = 1, 1_B = 1, 1_C = 1] = Pr[A \cap B \cap C], \dots$$



# Functions of pairwise independent RVs

If  $X, Y, Z$  are pairwise independent, but not mutually independent, it may be that

$f(X)$  and  $g(Y, Z)$  are not independent.

**Example:** Flip two fair coins,

$X = 1\{\text{coin 1 is } H\}$ ,  $Y = 1\{\text{coin 2 is } H\}$ ,  $Z = X \oplus Y$ . Then,  $X, Y, Z$  are pairwise independent. Let  $g(Y, Z) = Y \oplus Z$ . Then  $g(Y, Z) = X$  is not independent of  $X$ .

# Functions of mutually independent RVs

One has the following result:

## Theorem

Functions of disjoint collections of mutually independent random variables are mutually independent.

## Example:

Let  $\{X_n, n \geq 1\}$  be mutually independent. Then,

$Y_1 := X_1 X_2 (X_3 + X_4)^2$ ,  $Y_2 := \max\{X_5, X_6\} - \min\{X_7, X_8\}$ ,  $Y_3 := X_9 \cos(X_{10} + X_{11})$  are mutually independent.

## Proof:

Let  $B_1 := \{(x_1, x_2, x_3, x_4) \mid x_1 x_2 (x_3 + x_4)^2 \in A_1\}$ . Similarly for  $B_2, B_3$ . Then

$$\begin{aligned} &Pr[Y_1 \in A_1, Y_2 \in A_2, Y_3 \in A_3] \\ &= Pr[(X_1, \dots, X_4) \in B_1, (X_5, \dots, X_8) \in B_2, (X_9, \dots, X_{11}) \in B_3] \\ &= Pr[(X_1, \dots, X_4) \in B_1] Pr[(X_5, \dots, X_8) \in B_2] Pr[(X_9, \dots, X_{11}) \in B_3] \\ &= Pr[Y_1 \in A_1] Pr[Y_2 \in A_2] Pr[Y_3 \in A_3] \end{aligned}$$



# Operations on Mutually Independent Events

## Theorem

Operations on disjoint collections of mutually independent events produce mutually independent events.

For instance, if  $A, B, C, D, E$  are mutually independent, then  $A \Delta B, C \setminus D, \bar{E}$  are mutually independent.

# Product of mutually independent RVs

## Theorem

Let  $X_1, \dots, X_n$  be mutually independent RVs. Then,

$$E[X_1 X_2 \cdots X_n] = E[X_1] E[X_2] \cdots E[X_n].$$

## Proof:

Assume that the result is true for  $n$ . (It is true for  $n = 2$ .)

Then, with  $Y = X_1 \cdots X_n$ , one has

$$\begin{aligned} E[X_1 \cdots X_n X_{n+1}] &= E[Y X_{n+1}], \\ &= E[Y] E[X_{n+1}], \\ &\quad \text{because } Y, X_{n+1} \text{ are independent} \\ &= E[X_1] \cdots E[X_n] E[X_{n+1}]. \end{aligned}$$



# Variance

Flip a coin: If H you make a dollar. If T you lose a dollar.

Let  $X$  be the RV indicating how much money you make.

$$E(X) = 0.$$

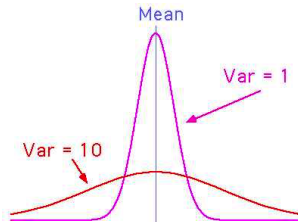
Flip a coin: If H you make a million dollars. If T you lose a million dollars.

Let  $Y$  be the RV indicating how much money you make.

$$E(Y) = 0.$$

Any other measures??? What else that's informative can we say?

# Variance



The variance measures the deviation from the mean value.

**Definition:** The **variance** of  $X$  is

$$\sigma^2(X) := \text{var}[X] = E[(X - E[X])^2].$$

$\sigma(X)$  is called the **standard deviation** of  $X$ .



# Variance and Standard Deviation

**Fact:**

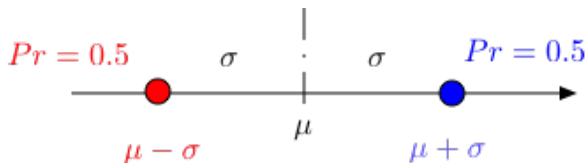
$$\text{var}[X] = E[X^2] - E[X]^2.$$

Indeed:

$$\begin{aligned}\text{var}(X) &= E[(X - E[X])^2] \\&= E[X^2 - 2XE[X] + E[X]^2] \\&= E[X^2] - E[2XE[X]] + E[E[X]^2] \text{ by linearity} \\&= E[X^2] - 2E[X]E[X] + E[X]^2, \\&= E[X^2] - E[X]^2.\end{aligned}$$

## A simple example

This example illustrates the term ‘standard deviation.’



Consider the random variable  $X$  such that

$$X = \begin{cases} \mu - \sigma, & \text{w.p. } 1/2 \\ \mu + \sigma, & \text{w.p. } 1/2. \end{cases}$$

Then,  $E[X] = \mu$  and  $(X - E[X])^2 = \sigma^2$ . Hence,

$$\text{var}(X) = \sigma^2 \text{ and } \sigma(X) = \sigma.$$

## Example

Consider  $X$  with

$$X = \begin{cases} -1, & \text{w. p. } 0.99 \\ 99, & \text{w. p. } 0.01. \end{cases}$$

Then

$$E[X] = -1 \times 0.99 + 99 \times 0.01 = 0.$$

$$E[X^2] = 1 \times 0.99 + (99)^2 \times 0.01 \approx 100.$$

$$\text{Var}(X) \approx 100 \implies \sigma(X) \approx 10.$$

## Properties of variance.

1.  $\text{Var}(cX) = c^2 \text{Var}(X)$ , where  $c$  is a constant.  
Scales by  $c^2$ .
2.  $\text{Var}(X + c) = \text{Var}(X)$ , where  $c$  is a constant.  
Shifts center.

### Proof:

$$\begin{aligned}\text{Var}(cX) &= E((cX)^2) - (E(cX))^2 \\ &= c^2 E(X^2) - c^2 (E(X))^2 = c^2 (E(X^2) - E(X)^2) \\ &= c^2 \text{Var}(X)\end{aligned}$$

$$\begin{aligned}\text{Var}(X + c) &= E((X + c - E(X + c))^2) \\ &= E((X + c - E(X) - c)^2) \\ &= E((X - E(X))^2) = \text{Var}(X)\end{aligned}$$



# Variance of sum of two independent random variables

**Theorem:**

If  $X$  and  $Y$  are independent, then

$$\text{Var}(X + Y) = \text{Var}(X) + \text{Var}(Y).$$

**Proof:**

Since shifting the random variables does not change their variance, let us subtract their means.

That is, we assume that  $E(X) = 0$  and  $E(Y) = 0$ .

Then, by independence,

$$E(XY) = E(X)E(Y) = 0.$$

Hence,

$$\begin{aligned}\text{var}(X + Y) &= E((X + Y)^2) = E(X^2 + 2XY + Y^2) \\ &= E(X^2) + 2E(XY) + E(Y^2) = E(X^2) + E(Y^2) \\ &= E(X^2) - (E(X))^2 + E(Y^2) - (E(Y))^2 = \text{var}(X) + \text{var}(Y).\end{aligned}$$

# Variance of sum of independent random variables

## Theorem:

If  $X, Y, Z, \dots$  are pairwise independent, then

$$\text{var}(X + Y + Z + \dots) = \text{var}(X) + \text{var}(Y) + \text{var}(Z) + \dots.$$

## Proof:

Since shifting the random variables does not change their variance, let us subtract their means.

That is, we assume that  $E[X] = E[Y] = \dots = 0$ .

Then, by independence,

$$E[XY] = E[X]E[Y] = 0. \text{ Also, } E[XZ] = E[YZ] = \dots = 0.$$

Hence,

$$\begin{aligned}\text{var}(X + Y + Z + \dots) &= E((X + Y + Z + \dots)^2) \\ &= E(X^2 + Y^2 + Z^2 + \dots + 2XY + 2XZ + 2YZ + \dots) \\ &= E(X^2) + E(Y^2) + E(Z^2) + \dots + 0 + \dots + 0 \\ &= \text{var}(X) + \text{var}(Y) + \text{var}(Z) + \dots.\end{aligned}$$



# Today's gig: Lies!

Gigs so far:

1. How to tell random from human.
2. Monty Hall.
3. Birthday Paradox.
4. St. Petersburg paradox

Today: Simpson's paradox.

How come this show is still around?



Wait... Wrong Simpson.

# The paradox

In 1314 English women were surveyed in 1972-1974 and again after 20 years about smoking:

| Smoker | Dead | Alive | Total | % Dead |
|--------|------|-------|-------|--------|
| Yes    | 139  | 443   | 582   | 24     |
| No     | 230  | 502   | 732   | 31     |
| Total  | 369  | 945   | 1314  | 28     |

Not smoking kills!



# The paradox

A closer look:

| Age group | 18–24 |    | 25–34 |     | 35–44 |     | 45–54 |    | 55–54 |    |
|-----------|-------|----|-------|-----|-------|-----|-------|----|-------|----|
| Smoker    | Y     | N  | Y     | N   | Y     | N   | Y     | N  | Y     | N  |
| Dead      | 2     | 1  | 3     | 5   | 11    | 7   | 27    | 12 | 51    | 40 |
| Alive     | 53    | 61 | 121   | 152 | 95    | 114 | 103   | 66 | 64    | 81 |
| Ratio     | 2.3   |    | 0.75  |     | 2.4   |     | 1.44  |    | 1.61  |    |

In each separate category, the percentage of fatalities among smokers is higher, and yet the overall percentage of fatalities among smokers is lower!

- ▶ A random variable  $X$  is a function  $X : \Omega \rightarrow \mathfrak{R}$ .
- ▶  $Pr[X = a] := Pr[X^{-1}(a)] = Pr[\{\omega \mid X(\omega) = a\}]$ .
- ▶  $Pr[X \in A] := Pr[X^{-1}(A)]$ .
- ▶ The distribution of  $X$  is the list of possible values and their probability:  $\{(a, Pr[X = a]), a \in \mathcal{A}\}$ .
- ▶  $g(X, Y, Z)$  assigns the value ....
- ▶  $E[X] := \sum_a a Pr[X = a]$ .
- ▶ Expectation is Linear.
- ▶ Independent Random Variables.
- ▶ Variance.